



**Comhairle Cathrach
na Gaillimhe**
Galway City Council

Parking Made Easy

Information and Learning Pack

December 2025





Fáilte

The way you pay for parking is changing in Galway City.

We hope this learning pack helps you to understand the many ways we have for you to pay.



Content

01

Parking in Galway City Page 4

02

Your Digital Skills Page 10

03

Numeracy Skills Page 16



01 Parking in Galway City

Galway City Council is updating how people pay for parking.
Some of the old parking machines are no longer working.

Galway City Council is planning to remove these machines over time.
Instead of machines, there are now many easy ways to pay. You can choose the way that suits you best.

You can pay for parking by:



- **Using the Galway City Parking App**

- This is free to download on your smartphone.
- You can pay by card and add more time without going back to your car.
- Only download the app from an official app store (for example, Google Play, Apple App Store).



- **Paying Online**

- Go to www.GalwayCityParking.ie and pay by card



- **Paying by Phone**

- Call 091 894 300.
- You can pay by card over the phone.



- **Paying in a Payzone Shop**

- These shops have a pink Payzone sign outside.
- You can pay with cash or card.
- You do not need to return to your car to display a ticket.
- You can find the list of Payzone retailers in Galway City at www.GalwayCity.ie/Parking



01

Parking in Galway city

Galway City Council wants to make parking simple, fair, and easy for everyone. Some people prefer digital payments, while others still want to use cash. The new system helps both.

Galway City Council will keep giving information and support so that no one is left out. This includes people who are learning digital skills, people with literacy needs, older people, visitors, and anyone who needs extra help.

No matter what way you now pay, **you do not need** a paper ticket. Once you have paid for parking, you do not need to display anything in your car window.

To Pay for Parking by app, online, by phone or in a shop, you need to know:

- your car/ vehicle registration (number plate)
- How long you want to park for
- Your parking location or 'Parking Zone'



Help is available:

Our Community Wardens are assisting customers throughout the day.

Customer Support is available by phone on (091) 894 300 or by email to Parking@Payzone.ie



Parking Zones in Galway City

There are different charges for parking in different parts of Galway City.

Some places such as Cathedral Car Park and Dyke Road Car Park have one charge per day no matter how long your car is there.

Other places such as street parking and Mill Street Car Park allow you to pay for parking a few minutes or hours at a time.

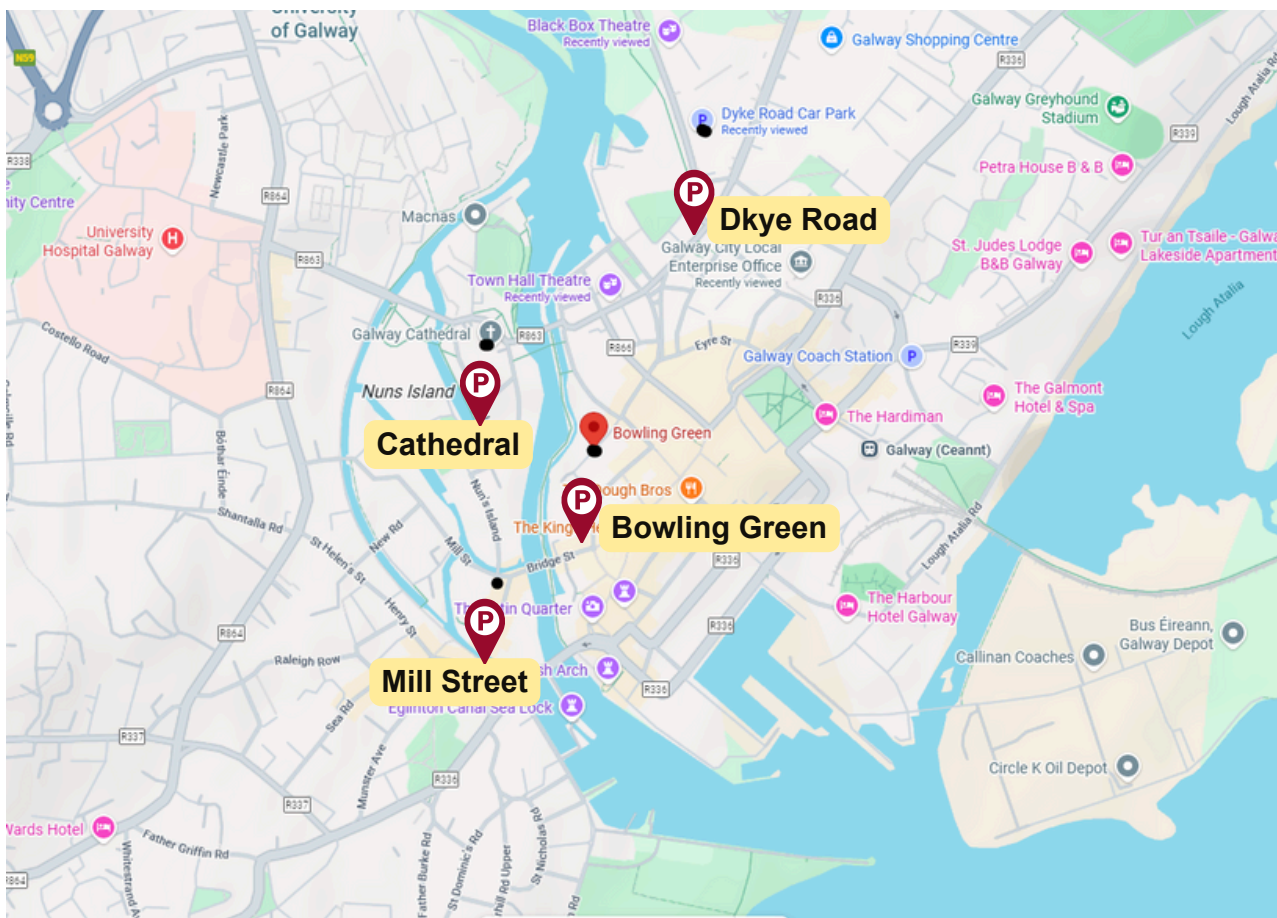
You need to know the Parking Zone no matter what way you pay.

Where you are parked	Parking Zone
On Street	GCOS
Dyke Road Car Park	GDRC
Cathedral Car Park	GCTH
Mill Street Car Park	GMCP
Bowling Green Car Park	GBGC



Where Am I Parked?

- **Bowling Green Car Park** - close to Educate Together Secondary School (Eircode: H91 DP11).
- **Cathedral Car Park** - beside Galway Cathedral (Eircode: H91 A780)
- **Dyke Road Car Park** - close to The Black Box Theatre (Eircode: H91 C9PP)
- **Mill Street Car Park** - beside Mill Street Garda Station (Eircode: H91 FX61)
- **Street parking** ('on street') - check street signage to see if payment is required.



Tips:



You will find the name of where you are parking and the 'zone code' on the posters on the hoods covering the old ticket machines. We will be updating signage over the coming months to make it easier to find the information you need.

Galway City Payzone Shops*

City Centre


- Londis, Eyre Square, 10 Eyre Square
- Henchy's Daybreak, 38 Eyre Square
- Bridge Stores, Bridge Street +353 91 568 774
- Newspoint, Galway Shopping Centre +353 91 630 724
- XL, Corrib Centre, Eyre Street +353 91 566 760
- The Coffee Hut, Galway Retail Park, Headford Road +353 91 534 911
- XL, Eyre Square Centre +353 91 630 724
- XL, Dominick Street +353 91 535984
- Number 26 Foodstore, 26 Upper Dominick Street +353 91 582 740
- Gala, Prospect Hill +353 91 539 646
- Ros News, Eglinton Street +353 91 569 759
- Centra, Lough Atalia Road +353 91 895 740
- Londis, Newcastle Road +353 91 585 708
- Circle K, Newcastle Road +353 91 501 964
- Monaghans, Ravens Terrace +353 91 587 492
- Monaghans, Westside, Seamus Quirke Road +353 91 519 816
- Spar, Mainguard Street +353 91 534 892

Salthill

- XL Kelleher's, Lower Salthill +353 91 522 418
- Spar, Upper Salthill
- Maxol, Whitestrand, Lower Salthill +353 91 589 125

Other Locations

- Central G&L, 5 Upper Newcastle +353 91 521 811
- Merlin Stores, Merlin Park
- Alrem Stores, Ballybane +353 91 766 759
- Circle K, College Road +353 91 567 933
- Spar, Renmore Road +353 91 751 550
- Delaneys Mace, Liosban Industrial Estate
- XL, Briarhill Shopping Centre
- Sweeney Oil, Headford Road +353 91 555 999
- Mullans Convenience Store, Headford Road +353 91 760 894
- Meehans Spar Westwood, Upper Newcastle +353 91 766 530
- Applegreen, Tuam Road +353 91 381 156
- XL, Laurel Park
- Londis, Mervue +353 91 534 892
- Cappagh Stores, Cappagh Road, Knocknacarra +353 91 590 600



***List correct as of November 2025.**

- We are always adding more retail outlets where you can pay for your parking.
- You can find the latest map of Payzone shops on www.GalwayCity.ie/Parking



Test Your Skills



1. Check understanding:

- True or False: You must return to your car after paying. _____
- Find and underline these words: zone, registration number, Payzone.
- Short answer: What will you do if you do not use the app?

2. Vocabulary

What do these words mean (your words)

- Registration number
- Zone
- Extend
- Payzone shop

3. Signs and symbols

- What is the zone code for Cathedral Road Car Park: _____
- Write your registration number in clear block letters: _____


4. Short writing

- Describe your usual way to pay:

- List the different ways you can pay for your parking:

02

Digital Skills



02 Your Digital Skills







Using the App

A. What is an app?

An app is a small programme on your phone that helps you do things quickly, like paying for parking. Some apps, like the Galway City Paking app are free to download.

B How do I download the Galway City Parking app?

- You will need to have a smartphone to download an app.
- First check if your phone is an iPhone or an Android. iPhones are made by the company Apple Inc. All other smartphones are usually referred to as Android.
- Only download the app from an official app store (for example, Google Play, Apple App Store).

Android Phone	iPhone
 1. Open Google Play	 1. Open the App Store
 2. Search Galway City Parking	 2. Search Galway City Parking
 3. Tap Install, then Open	 3. Tap Get, enter Apple ID if asked and then Open.



Watch this video on YouTube to find out more about downloading apps:

“How to Download an App - Age Action Getting Started KIT”

02 Your Digital Skills

C. How do I pay for parking using the Galway City Parking App?

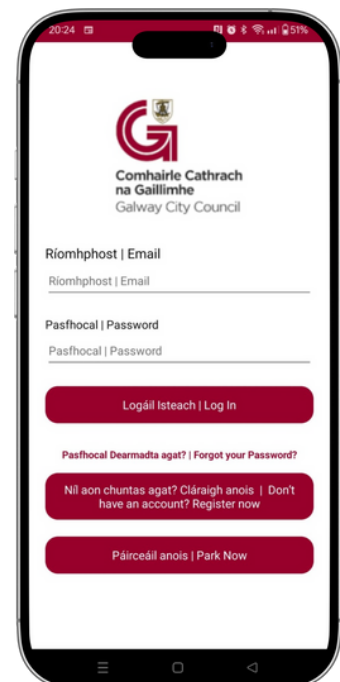
1

- Choose your language: English or Irish.
- If using English, tap Proceed to App.



2

- Log in (if you already have an account), or
- Register (create an account), or
- Pay now (no account).



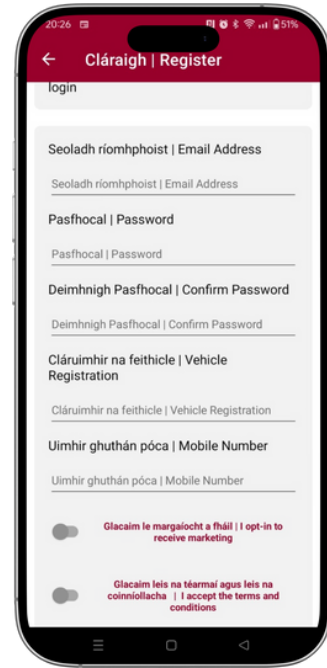
02 Your Digital Skills

C. How do I pay for parking using the Galway City Parking App?

3

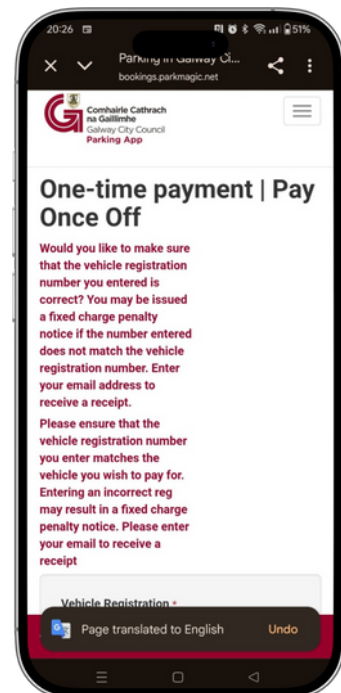
If you choose **Register** enter:

- Email address
- Password
- Registration number
- Mobile number
- Yes/No to marketing updates.
- Tick to agree to Terms and Conditions.

A screenshot of a smartphone displaying the 'Cláraigh | Register' screen of the Galway City Parking App. The screen has a red header with a back arrow and the title 'Cláraigh | Register'. Below the header is a 'login' link. The main form contains several input fields: 'Seoladh ríomhphoist | Email Address', 'Pasfhocal | Password', 'Deimhnigh Pasfhocal | Confirm Password', 'Cláruimhir na feithicle | Vehicle Registration', and 'Uimhir ghuthán póca | Mobile Number'. At the bottom, there are two toggle switches for marketing and terms & conditions, each with a label in Irish and English.

4

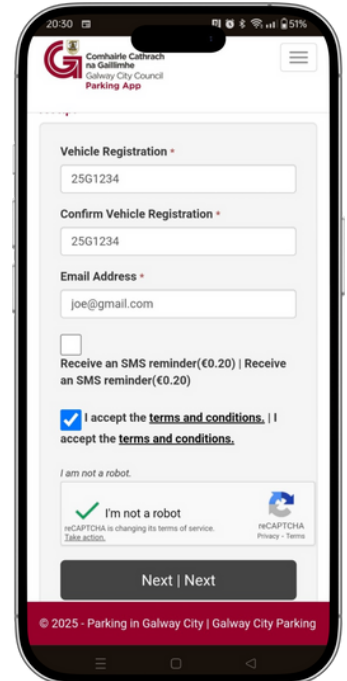
If you choose **Pay Now**, you will first be reminded to enter your vehicle registration number correctly.

A screenshot of a smartphone displaying the 'One-time payment | Pay Once Off' screen of the Galway City Parking App. The screen has a white background with a red header. The header includes the app's logo and name. The main text asks the user to confirm their vehicle registration number and email address. Below this, there is a 'Vehicle Registration' input field. At the bottom, there is a red bar with a 'Page translated to English' message and an 'Undo' button.

02 Your Digital Skills

5

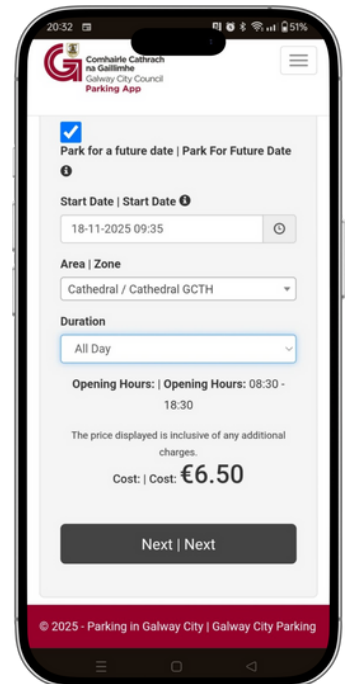
- Enter your vehicle registration number and email address.
- Choose Yes/No for a text when time is nearly up.
- Tick to agree to Terms and Conditions.
- Tick I'm not a robot.



The screenshot shows the 'Vehicle Registration' screen of the Galway City Council Parking App. It includes fields for 'Vehicle Registration' (25G1234), 'Confirm Vehicle Registration' (25G1234), and 'Email Address' (joe@gmail.com). There are checkboxes for 'Receive an SMS reminder(€0.20) | Receive an SMS reminder(€0.20)' and 'I accept the terms and conditions, I accept the terms and conditions.' A reCAPTCHA 'I'm not a robot' checkbox is also present. The screen has a 'Next | Next' button at the bottom and a footer with '© 2025 - Parking in Galway City | Galway City Parking'.

6

- Choose when you want to start parking
- If you want to pay now, leave the “future date” box empty.
- If you want to pay later, tick the box and pick the date and time from the calendar and clock.



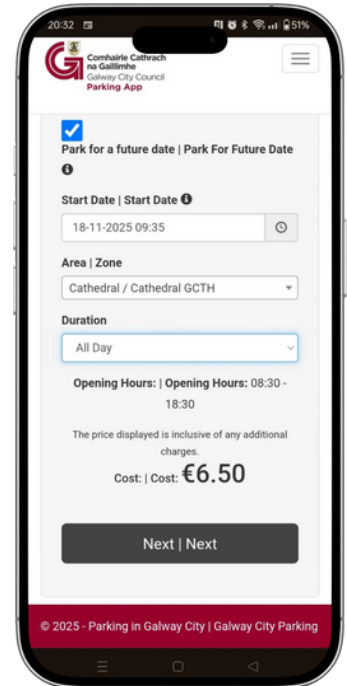
The screenshot shows the 'Park for a future date | Park For Future Date' screen of the Galway City Council Parking App. It includes a 'Start Date | Start Date' field with a date picker set to '18-11-2025 09:35'. There is a dropdown for 'Area | Zone' set to 'Cathedral / Cathedral GCTH' and another for 'Duration' set to 'All Day'. The 'Opening Hours' are listed as '08:30 - 18:30'. The cost is displayed as '€6.50'. The screen has a 'Next | Next' button at the bottom and a footer with '© 2025 - Parking in Galway City | Galway City Parking'.

02

Your Digital Skills

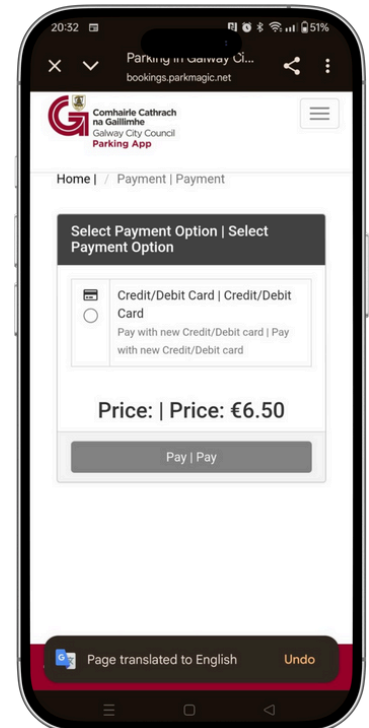
7

- Pick where you are parked (your 'zone')
- Pick your duration (how long you want to stay).
- The cost will then be shown.



8

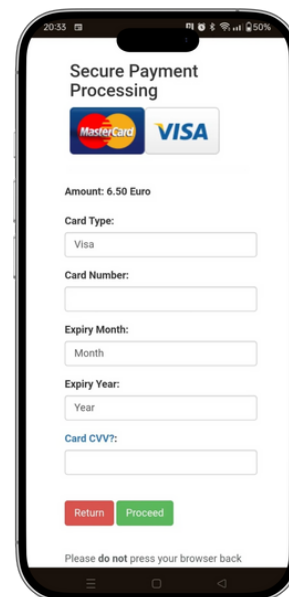
- Select Credit/Debit Card.
- Click Pay Now



02 Your Digital Skills

9

- Enter your card details.
- Click Proceed
- You have now paid for your parking.
- An email receipt has been sent to you.



Have these ready before you start — your vehicle registration number (number plate) and your parking location (or 'zone')



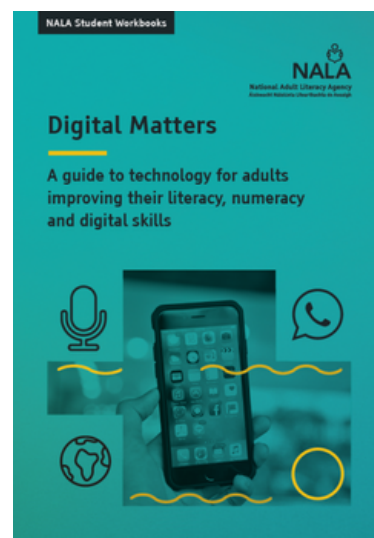
If you have more than one car registered on your account, check you have selected the right car registration.



Never share your bank card details with anyone else



Galway City Council does not use QR codes to help you pay for parking.



Download NALA's workbook Digital Matters for more support with being online:
www.nala.ie/Publications/Digital-Matters/

Test Your Skills



1. Practice: First payment (no charge / role-play)

- Pretend you want to park in Mill Street Car Park for 30 minutes.
- Use a Practice Plate (fake registration) - 25G1234
- Use pretend card details
- Tap Pay and see what happens.
- What was easy? What was confusing? Write one line below.

2. Exercise: Safe or Not Safe? Write YES or NO.

Scenario	Yes/ No
Download from a random link in a text message	
Install from Google Play or App Store	
Tell a stranger your card number	
Change app permissions in Settings	
Use a look-alike app with no reviews	

03

Numeracy Skills




03

Numeracy Skills

Why are there charges?

Galway City Council charges for parking to keep the city moving and to fund local services. A small fee encourages fair turn-over, so one person doesn't take a space all day. It also helps people choose the best option for their journey - sometimes that's driving, and other times it may be walking, cycling, or public transport. The money collected helps pay for things like safer streets, maintenance, and transport improvements.

Always check the signs on the street or in the car park to see the most up to date charges.



Test your skills



Area	Hourly Rate	Daily Rate	Monthly Rate	Hours Charged
Street Parking	€2.50	2 hours max stay	X	Mon- Sat: 08:30 -18:30 Sunday: 13:00 - 18:00
Dyke Road Car Park	X	€10	€100	Mon- Sat: 08:30 -18:30 Sunday: 13:00 - 18:00
Cathedral Car Park	X	€10	€100	Mon- Sat: 08:30 -18:30 Sunday: 13:00 - 18:00
Mill Street Car Park	€2.50	€22.50 for 9 hours	X	Mon- Sat: 08:30 -18:30 Sunday: 13:00 - 18:00
Bowling Green Car Park	€2.50	€22.50 for 9 hours	X	Mon- Sat: 08:30 -18:30 Sunday: 13:00 - 18:00



*2026 pricing is shown. Please note pricing is subject to change.

Please check local signage or www.GalwayCity.ie for the most current information on parking rates.

Test your skills



On-street (short stays)

1. You park on-street for 45 minutes.
 - How much do you pay? € _____
2. You park on-street from 10:15 to 12:10.
 - Total time? _____ hours _____ mins
 - Cost at €2.50/hour? € _____
 - Is this within the 2-hour max? Yes / No
3. You have €1.50 in coins.
 - How many minutes of on-street parking is that? _____ mins

Short-stay car parks (Mill Street, Bowling Green)

1. You park for 1 hour 30 mins.
 - Hourly rate is €2.50
 - What do you pay? € _____
2. You arrive at 12:00 and leave at 17:10.
 - How long did you stay? _____ h _____ m
 - Is it cheaper to pay hourly or take the €22.50 day rate? Hourly / Day rate
 - Show your working:

Test your knowledge



Long-stay car parks (Dyke Road, Cathedral)

1. You need to park all day (08:30–18:30).

- What is the day rate? € _____
- If you do this 20 working days in a month, what is the total? € _____
- Would a €100 monthly ticket be cheaper? Yes / No

Compare and decide

1. You plan three city visits this week: 90 mins each, on-street.

- One visit costs € _____
- Three visits cost € _____
- If you used a short-stay car park instead at €2.50 /hour, would it cost more, less, or the same? _____

2. You can only park on-street for 2 hours max.

- Your appointment is 2 hours 15 mins.
- What could you do? (tick one)
- ☐ Use a short-stay car park
- ☐ Split parking into two on-street sessions
- ☐ Park on-street and hope it's OK
- Why? _____



Check the signs every time to make sure the rates and the rules have not changed.

Customer Support is available at:



(091) 894 300



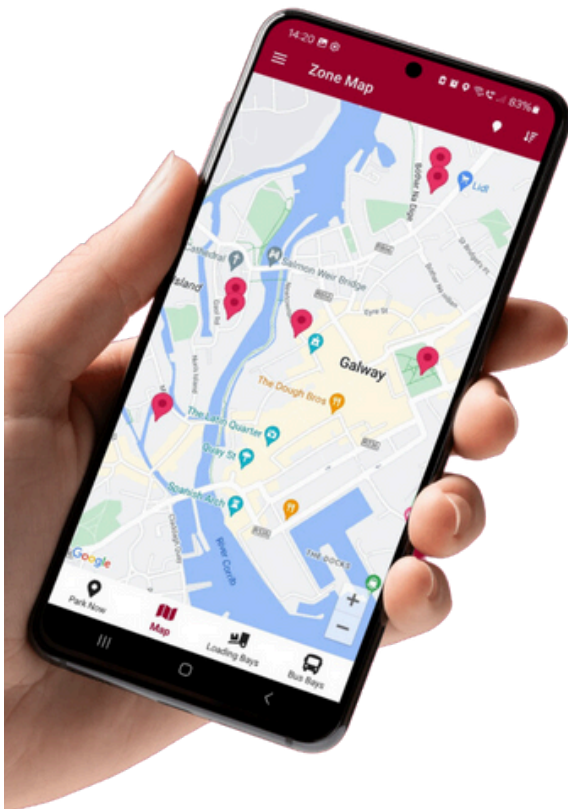
Parking@Payzone.ie

Customer Support Hours:

Monday to Friday: 9am – 6pm

Saturday: 9am – 5:30pm

You can find more information about parking in Galway City at www.GalwayCity.ie/Parking





Information correct as of 9 December 2025



**Comhairle Cathrach
na Gaillimhe**
Galway City Council

